



USER INSTRUCTIONS

heightec.com

GrateMate is a device for protecting kernmantel ropes passing through gratings.

Before Each Use

Check condition and operation of device. Refer to notes on reverse for more information.

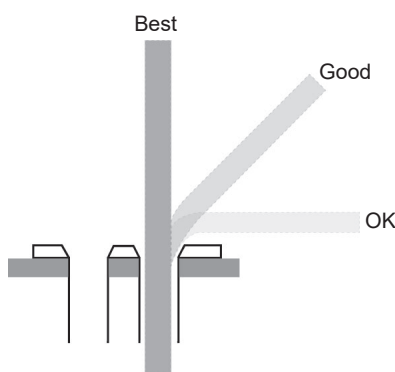
Ensure the lever/bolt functions correctly and there are no sharp edges. Particular attention should be paid to the inside of the tubes where the rope passes.

Attachment

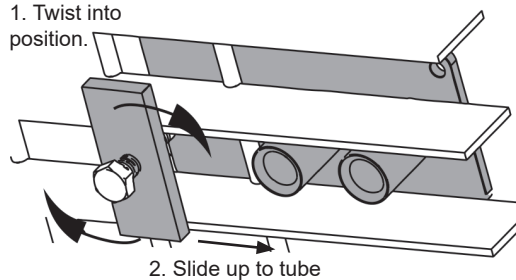
Adjust the position of the clamp plate by rotating it until it is a distance away from the main plate suitable for the thickness of the grating you have. Place the rope tubes and plate through the grating and rotate the lock plate to be perpendicular to the slots. Lock the lever to clamp the unit firmly in place. If the grip is not firm, adjust the plate as necessary to achieve this.

USE

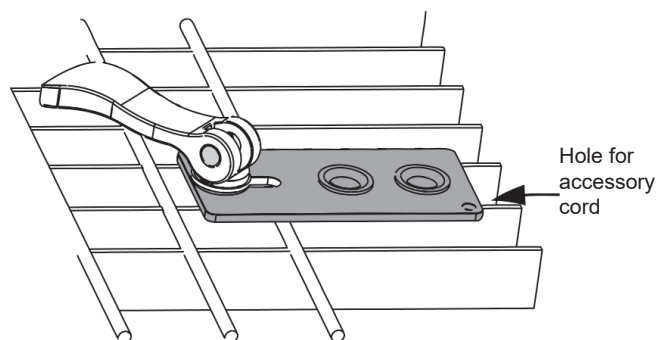
Put one rope through each tube. The ropes will get less wear the closer the ropes are to vertical and perpendicular to the grating. Rope angles up to 90 degrees will require regular inspections for wear. Max Grating hole size 31 x 42mm. Max grating thickness 45mm.



1. Twist into position.



2. Slide up to tube



USER INSTRUCTIONS

heightec.com

GrateMate is a device for protecting kernmantel ropes passing through gratings.

Before Each Use

Check condition and operation of device. Refer to notes on reverse for more information.

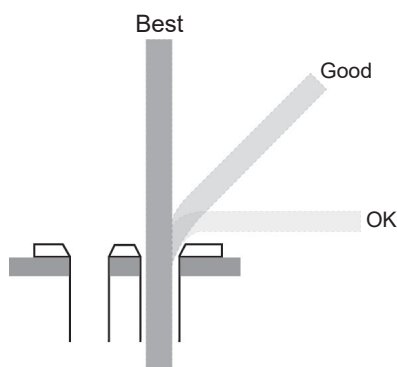
Ensure the lever/bolt functions correctly and there are no sharp edges. Particular attention should be paid to the inside of the tubes where the rope passes.

Attachment

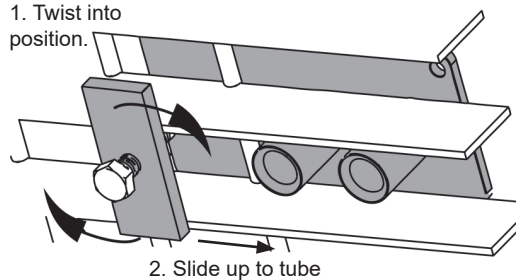
Adjust the position of the clamp plate by rotating it until it is a distance away from the main plate suitable for the thickness of the grating you have. Place the rope tubes and plate through the grating and rotate the lock plate to be perpendicular to the slots. Lock the lever to clamp the unit firmly in place. If the grip is not firm, adjust the plate as necessary to achieve this.

USE

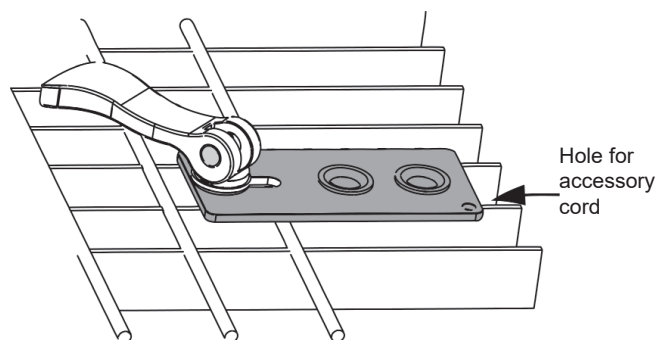
Put one rope through each tube. The ropes will get less wear the closer the ropes are to vertical and perpendicular to the grating. Rope angles up to 90 degrees will require regular inspections for wear. Max Grating hole size 31 x 42mm. Max grating thickness 45mm.



1. Twist into position.



2. Slide up to tube



Inspection and care

The strength of this product may be affected by cuts, nicks, deep scratches, wear, abrasion, deformation, chemical contamination, UV degradation, exposure to flame, extreme temperatures and other factors. Keep this equipment away from such sources of damage.

Use this product with caution near moving machinery, electrical hazards, sharp edges and abrasive surfaces.

This product must be inspected before and after use, to ensure it is in a suitable condition and operates correctly.

If there is any doubt about condition of the product, or it has been subjected to a fall or substantial shock load, withdraw it from use until confirmed to be safe, in writing, by a competent person*.

No repairs of this product should be undertaken, any attempt to do so may invalidate it's compliance and/ or certification.

The safety of users depends upon the continued efficiency and durability of this equipment, which must be subjected to detailed visual and tactile examination by a competent person* at intervals of no greater than 6 months for textile or 12 months for metal taking into account relevant legislation, equipment type, frequency of use and environmental conditions. Thorough examinations should include confirmation of the legibility of product markings.

*A competent person may be defined as someone who "...has appropriate theoretical and practical knowledge and experience..."

The results of examinations should be recorded. Intermittent inspections of components which may be subject to excessive wear may also be appropriate. The results of these need not be recorded. Contact your distributor for information on suitable inspection procedures.

Inspection criteria:

Check material and stitching for damage including cuts, nicks, abrasion, fraying, discolouration, heat or chemical damage etc.

Inspection and care

The strength of this product may be affected by cuts, nicks, deep scratches, wear, abrasion, deformation, chemical contamination, UV degradation, exposure to flame, extreme temperatures and other factors. Keep this equipment away from such sources of damage.

Use this product with caution near moving machinery, electrical hazards, sharp edges and abrasive surfaces.

This product must be inspected before and after use, to ensure it is in a suitable condition and operates correctly.

If there is any doubt about condition of the product, or it has been subjected to a fall or substantial shock load, withdraw it from use until confirmed to be safe, in writing, by a competent person*.

No repairs of this product should be undertaken, any attempt to do so may invalidate it's compliance and/ or certification.

The safety of users depends upon the continued efficiency and durability of this equipment, which must be subjected to detailed visual and tactile examination by a competent person* at intervals of no greater than 6 months for textile or 12 months for metal taking into account relevant legislation, equipment type, frequency of use and environmental conditions. Thorough examinations should include confirmation of the legibility of product markings.

*A competent person may be defined as someone who "...has appropriate theoretical and practical knowledge and experience..."

The results of examinations should be recorded. Intermittent inspections of components which may be subject to excessive wear may also be appropriate. The results of these need not be recorded. Contact your distributor for information on suitable inspection procedures.

Inspection criteria:

Check material and stitching for damage including cuts, nicks, abrasion, fraying, discolouration, heat or chemical damage etc.

Cleaning, maintenance and storage:

Wash textiles by hand with non-detergent soap at approx 25°C (cool). Rinse and dry naturally, away from direct sources of heat and sunlight. If necessary use a disinfectant compatible with polyamide and polyester. Use diluted and rinse thoroughly in clean water. Dry as previously stated. These cleaning procedures must be strictly adhered to.

Lifespan:

Textile products or elements: maximum 10 year lifespan from date of manufacture, subject to competent use, maintenance and examination programme.
Metal products: indefinite lifespan, subject to competent use, care and examination programme. The lifespan of all products will be reduced by normal wear and tear, particularly when used in abrasive or corrosive environments. In extreme circumstances, the life of an item may be reduced to a single use.

Guarantee:

This product is guaranteed for three years against faults arising from manufacturing errors or materials defects. This guarantee does not include normal wear and tear, faults arising from uses for which the product was not designed and accidental damage.

This product should remain traceable to the original certificate of conformity and a permanent record should be kept of its use. This user instruction forms part of the permanent product record. All users must receive and read a copy of these instructions and should understand what the instructions mean and be familiar with them, including, but not limited to function, suitability, compatibility of the product and inspection for defects arising from damage. A copy of this user instruction should be kept with the equipment, and referred to before and after each use.

Do not use this product outside of its limitations or if you are unsure of any aspect of its use. No alterations or additions may be made to the product. The heightec Group do not take any responsibility for injury or accident of any kind arising from the use of this product.

Cleaning, maintenance and storage:

Wash textiles by hand with non-detergent soap at approx 25°C (cool). Rinse and dry naturally, away from direct sources of heat and sunlight. If necessary use a disinfectant compatible with polyamide and polyester. Use diluted and rinse thoroughly in clean water. Dry as previously stated. These cleaning procedures must be strictly adhered to.

Lifespan:

Textile products or elements: maximum 10 year lifespan from date of manufacture, subject to competent use, maintenance and examination programme.
Metal products: indefinite lifespan, subject to competent use, care and examination programme. The lifespan of all products will be reduced by normal wear and tear, particularly when used in abrasive or corrosive environments. In extreme circumstances, the life of an item may be reduced to a single use.

Guarantee:

This product is guaranteed for three years against faults arising from manufacturing errors or materials defects. This guarantee does not include normal wear and tear, faults arising from uses for which the product was not designed and accidental damage.

This product should remain traceable to the original certificate of conformity and a permanent record should be kept of its use. This user instruction forms part of the permanent product record. All users must receive and read a copy of these instructions and should understand what the instructions mean and be familiar with them, including, but not limited to function, suitability, compatibility of the product and inspection for defects arising from damage. A copy of this user instruction should be kept with the equipment, and referred to before and after each use.

Do not use this product outside of its limitations or if you are unsure of any aspect of its use. No alterations or additions may be made to the product. The heightec Group do not take any responsibility for injury or accident of any kind arising from the use of this product.